



## SkyView™ Wellness Table Lamp

### DAYTIME CIRCADIAN METRICS

200 EML @3' FROM EYE	135 EML @4' FROM EYE	0.29 CS @3' FROM EYE	0.22 CS @4' FROM EYE
1200 LUMENS LIGHT OUTPUT (DAYTIME)		1.5 MELANOPIC RATIO (DAYTIME)	



Dynamic Sunrise



Daytime



Dynamic Sunset



Nighttime

### Brighter Days, Sleepier Nights

The BIOS SkyView™ Wellness Table Light is the first wellness table light of its kind, combining form and function with BIOS SkyBlue® circadian technology. SkyView cycles through sunrise, daytime, sunset, and nighttime modes to provide industry-leading daytime melanopic content for maximum daytime circadian stimulus. At night SkyView, transitions to sunset and nighttime mode removing the daytime light signals.

Meets WELL Building Standard™ Circadian Lighting Feature criteria with standard use.

### Biological Benefits

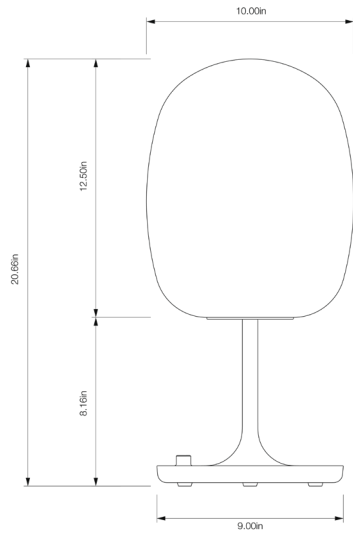
- Strengthens Circadian Rhythm
- Increase Alertness
- Enhances Productivity
- Boosts Mood
- Promotes A Better Nights Sleep

### Mobile App Features (launches Nov. 30th)

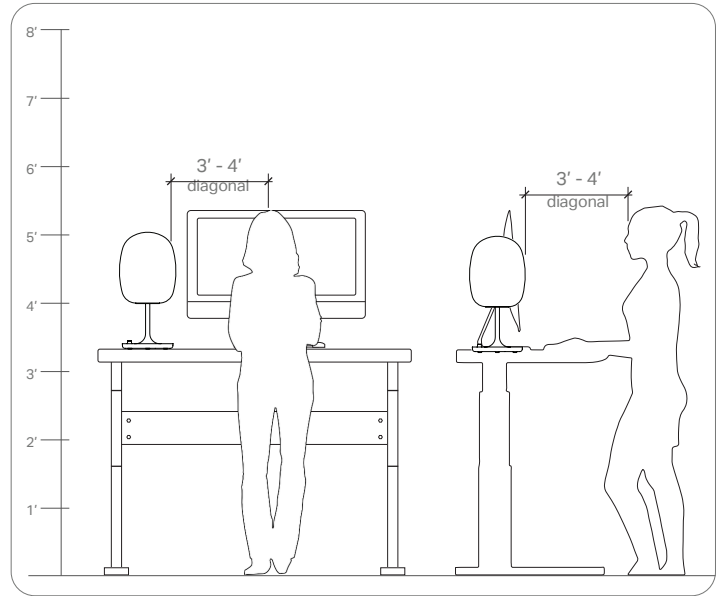
- Personalized sunrise & sunset schedule or option to solar sync (automatically sets time and duration of sunrise and sunset based on geolocation)
- Dynamic Cloud Cover
- Change Brightness

## Dimensions

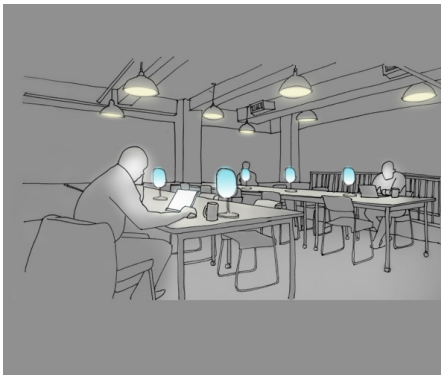
- + Fixture: 20.66"H x 10.00" Diameter
- + 10.4 lbs
- + Cord Length 7'-6"



## Ergonomics (Standing Desk)



## SkyView Table Lamp Application - Study Area



Daytime



Nighttime - Partially Dimmed



Nighttime - Full Output

## Specifications

Characteristics	SkyView Table Lamp	Performance Specifications	Daytime
LAMP TYPE (INCLUDED)	BIOS LED	EQUIVALENT MELANOPIC LUX (EML), 3' FROM EYE	200
LAMP BASE	Machined Billet Aluminum	EQUIVALENT MELANOPIC LUX (EML), 4' FROM EYE	135
DIFFUSER	Hand-Blown Glass	CIRCADIAN STIMULUS (CS), 3' FROM EYE	0.29
POWER (W)	20W	CIRCADIAN STIMULUS (CS), 4' FROM EYE	0.22
VOLTAGE	120 - 277 V	DAYTIME M/P RATIO	1.5
DIMMABLE	Yes / Triac	DAYTIME LIGHT OUTPUT (LUMENS)	1200 lm