

# Blue Box Mattress Z1 Pro

Perfect balance between softness and support,  
offering ultimate relaxation to the body.



藍盒子 Z1 Pro



## Eight Premium Materials for Enhanced Sense of Layering

The Blue Box Mattress Z1 Pro innovatively combines eight premium materials to achieve an ideal balance between "extreme softness" and "firm support". Designed with a "3x3 layered zoning structure", it is ergonomically suitable for people of varying weights, body types, and sleeping postures. It adopts an innovative "dual-spring" structure to provide contouring support to fit body curves by dynamically adapting to users' movement throughout the night, delivering a rich, layered, and refined sleep experience.

# 3x3 Zoning Design for Ergonomic Comfort

- Cross-section: The innovative Point Support system with separate pocket storage designs achieves a three-section design with a “firm center and soft ends”, maintaining the natural body curves during sleep.
- Longitudinal section: Three layers of progressive mechanical support enable a progression from surface sensation to bodily perception, delivering an ultimate sleep experience.

## Comfort Layer

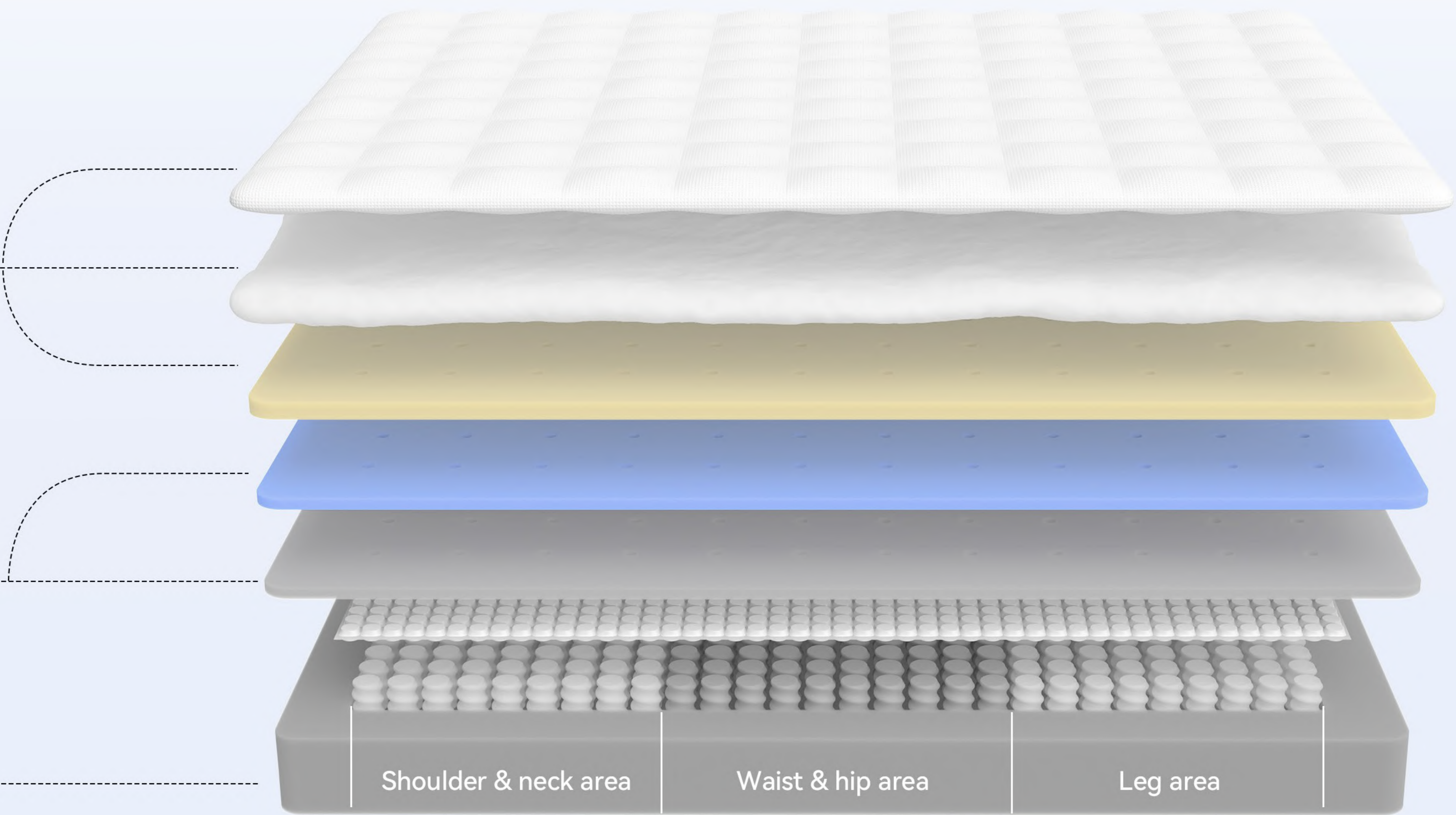
Tencel™ fiber fabric  
Antibacterial wool fiber  
+ Micro-Support Fibers  
FlexzFoam® memory foam

## Transition Layer

Micro-porous high-support foam  
Firm support foam

## Support Layer

Mini springs  
Point Support system  
Edge support foam



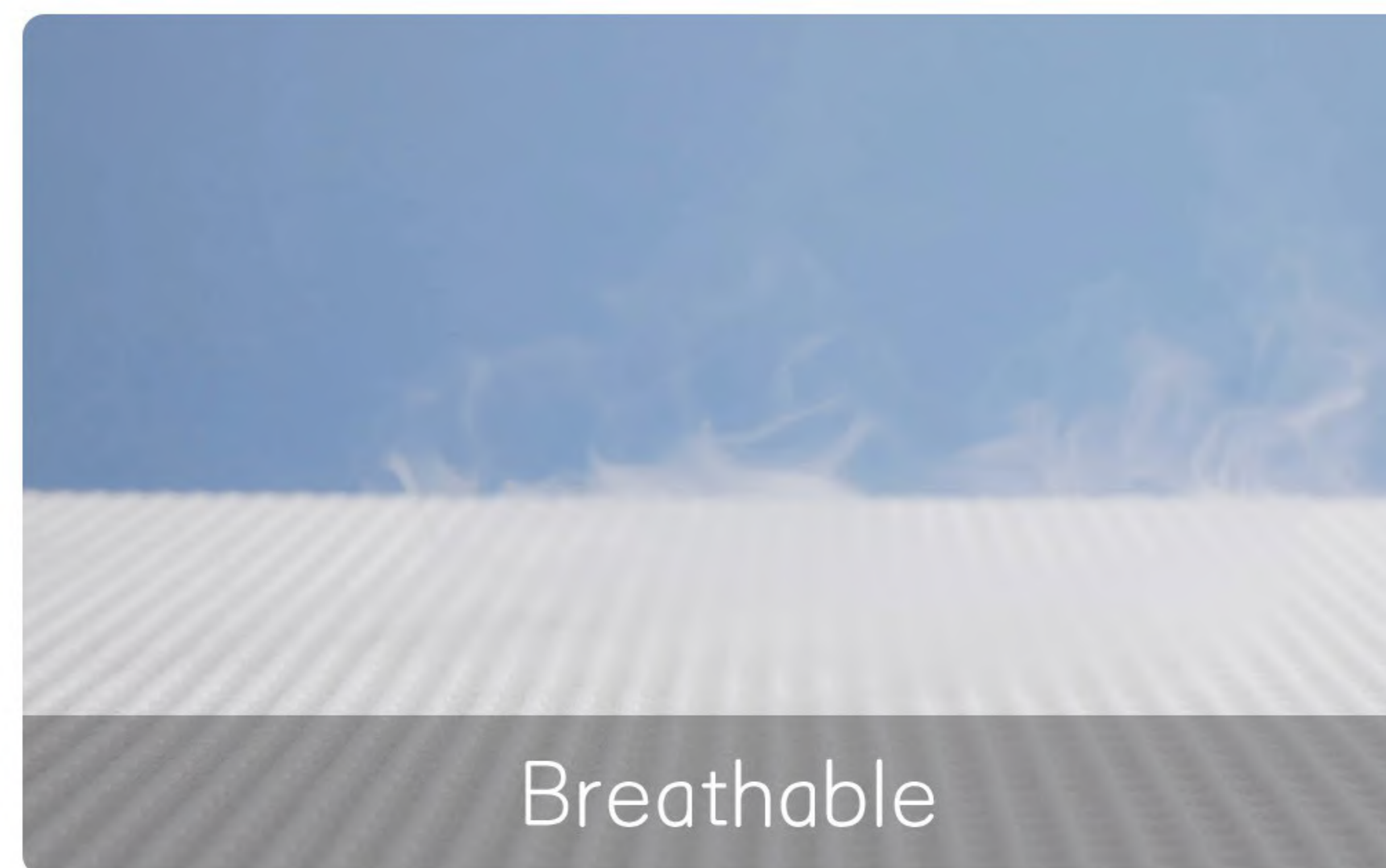
## Comfort Layer: Breathable and Moisture-wicking, More Relaxing.

- **Tencel™ Fiber fabric+ antibacterial wool fibers:** breathable, moisture-wicking, antibacterial, and more relaxing.
- **FlexzFoam® Memory Foam:** heavier than the regular memory foam, with higher density and fine feel, offering consumers a sound sleep.



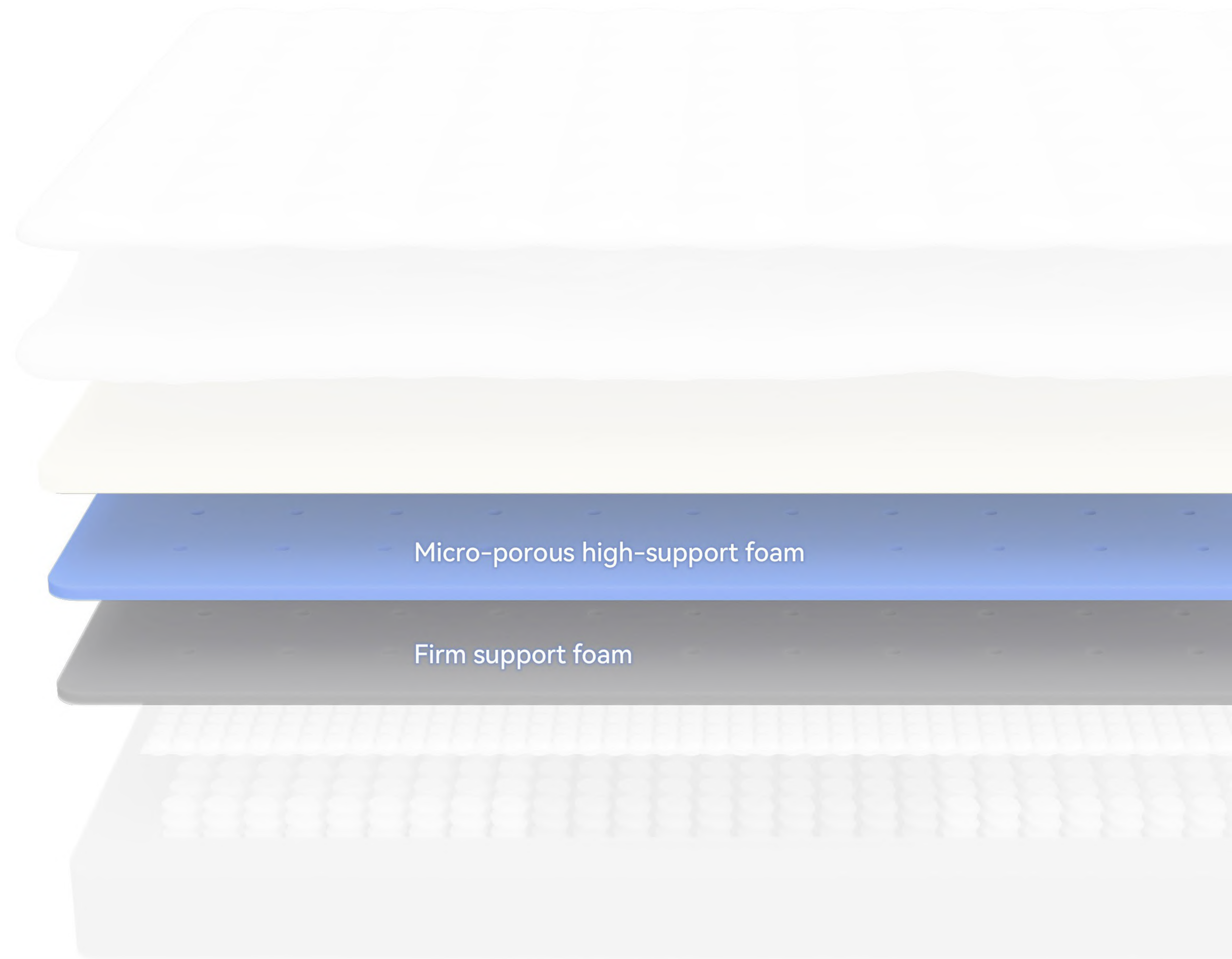

## Fluffy Top Cover, Antibacterial and Conforming

- **Antibacterial wool fiber:** breathable and moisture-absorbing, eliminating the stuffy feeling of the body being wrapped up; antibacterial and anti-mite DACRON 7-pore fiber, preventing the growth of microorganisms to keep the mattress clean.
- **Micro-support fibers:** The fluffy layer with a waffle pattern perfectly fits the body, ensuring long-term sleep without collapsing.
- **Top cover:** The waffle knitting process with the grid proportion makes sleeping more comfortable.





## Transition Layer: Breathable and Heat-dissipating, Gentle Progression.

- The Transition Layer uses progressively supportive foam to overcome the deep sinking of thick mattresses.
- **Micro-porous High-Support Foam:** Neutralizes the interaction between the comfort layer and support layer combined with memory foam for mechanical coordination.
- **Firm Support Foam:** High density providing better spinal support for a sound sleep.
- Each layer of foam is perforated (gap: 10\*10cm, diameter:1 cm), ensuring high breathability of a 30cm-thickness mattress.




## Support Layer: Precise Support, Better Fit.

- **First Layer of Mini Springs:** Sensitive tracking of the body and more precise support and snuggler fit.
- **Second Layer of Big Support Springs:** Three-section point support system with separate pocket designs for sound sleep.
- **Edge Support Foam:** Reinforced and thickened to maintain 3D shape without deformation.



## Minimalist Design, Practical Aesthetics

- The minimalist design of a white top and gray sides strikes a balance between functional elegance and modern appeal.
- The 360-degree zipper design for easy removal and washing.
- The 3D drip-molding non-slip fabric on the bottom prevents movement.



## Vacuum Compressed, One Box Enough, Rebound in 60 Seconds

- Vacuum compression packing.
- Packaging box less than half a cubic meter.
- Easy transport through narrow hallways.
- Unpack and watch it rebound in 60 seconds!

