




EMMA ROUND TABLE

The Emma round dining table features an industrial design, accommodating four people when closed and six when extended, thanks to a synchronized sliding guide system with locking levers. The central legs eliminate seating obstructions, promoting interaction among diners. The crossed legs design offers stability and an industrial style. The extension leaf can be folded and stored under the table, with a storage compartment for cutlery and linens. Made from FSC-certified melamine chipboard and powder-coated metal legs, it resists scratches and corrosion. Pre-assembled half-tops and milled edges optimize material use. All components are removable for proper disposal, reducing packaging volume and CO2 emissions.



The Emma round table is equipped with a synchronized sliding rail system that allows the table to be easily extended, locking it with two levers located on the rail itself.

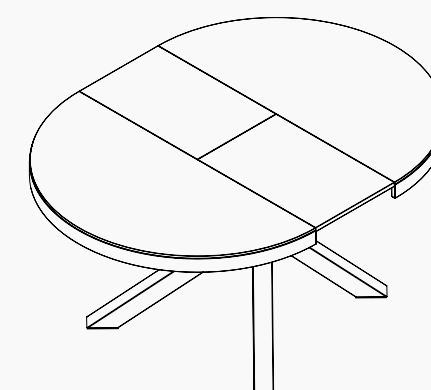
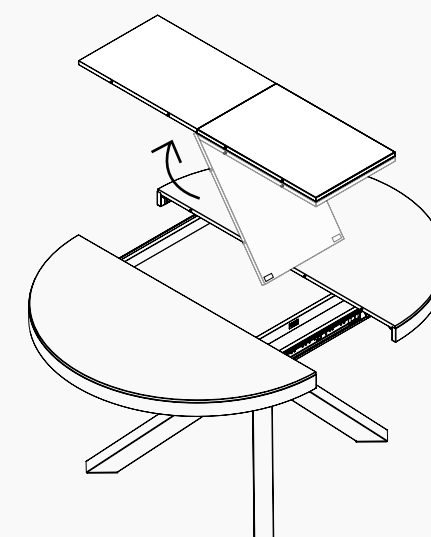
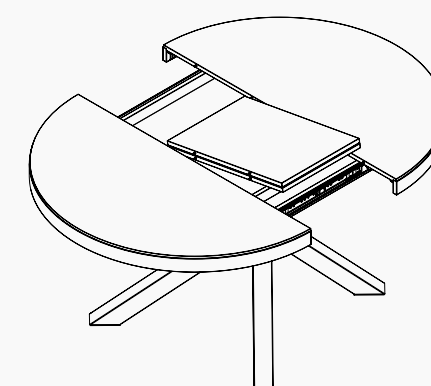
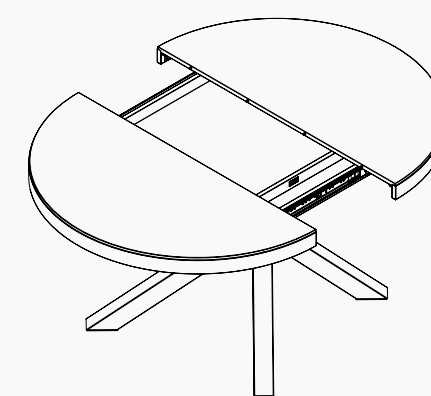
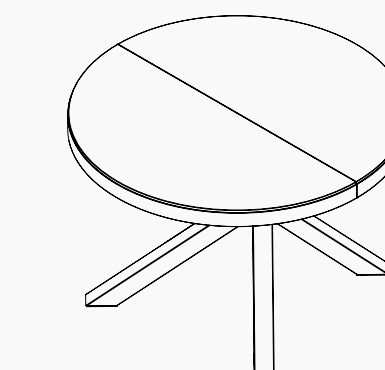
The crossed iron legs, positioned at the center of the table, offer a uniform weight distribution and greater stability, reducing the risk of wobbling and giving the table an industrial style.

Each half-top is preassembled, with the top and edge already mounted, ensuring the quality of the shape and the stability of the structure thanks to the pine plywood inserts that maintain the shape of the edge.

The table includes a compartment under the tabletop to store the extension leaf when not in use, as well as an integrated storage space for cutlery and linens, optimizing the available space.

The table is made of melamine-faced chipboard, composed of fir and poplar from Italian forests and FSC-certified recycled panels, optimizing the board to minimize waste.

The table legs are powder-coated to ensure a uniform finish, resistant to scratches and corrosion, enhancing the product's durability.



**MOBILI
FIVER**

